

Google Classroom-eSchool Integration

Teacher Instructions

Linking Teacher Connect Assignments with Google Classroom

This is a one-way integration from Google Classroom to Teacher Connect. Teachers control their own assignment and score information flow from within Teacher Connect.

The linking process enables assignment grades to be synced between Teacher Connect and Google Classroom. Existing assignments in Teacher Connect can be linked to Google Classroom assignments so that grades can be synced. You can also import assignments from Google Classroom into Teacher Connect as linked assignments making the assignment creation process much easier.

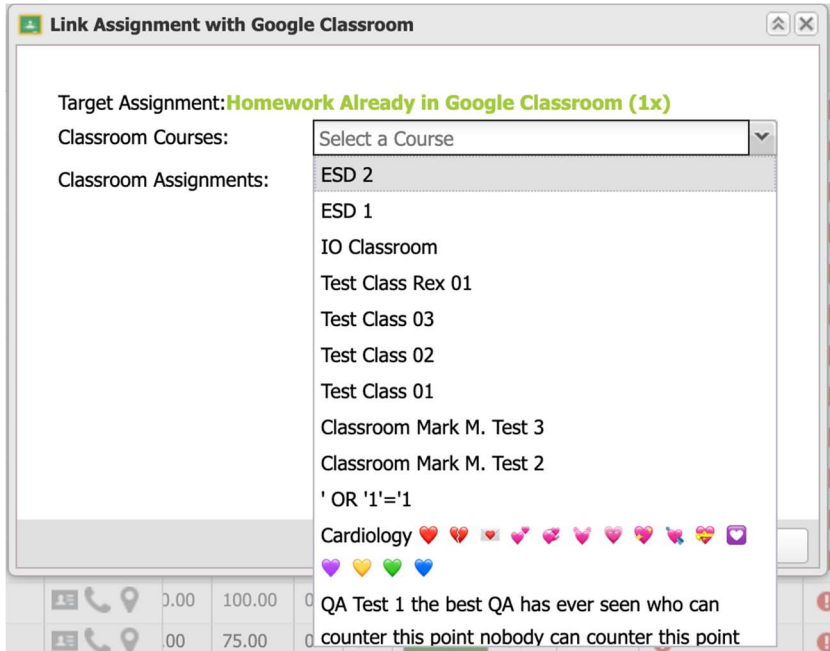
Linking existing Teacher Connect assignments to Google Classroom

Teacher Connect > Gradebook

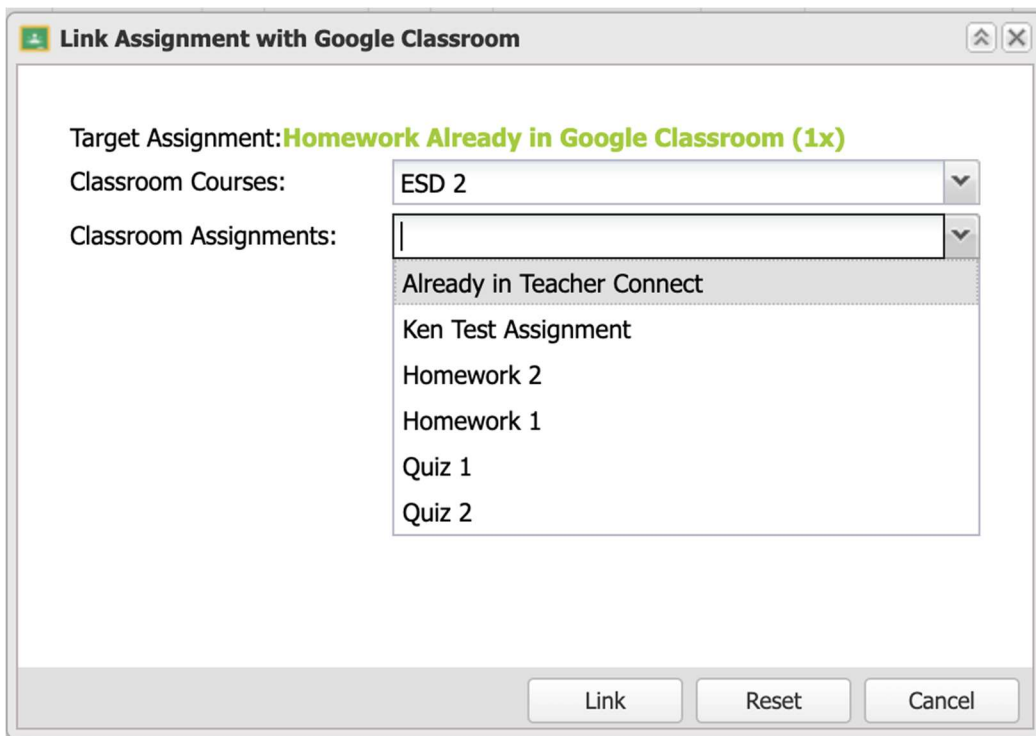
Locate the existing assignment in Teacher Connect and select the drop down on the right hand side of the assignment name. Then select the “Link Google Classroom” option from the available options.

The screenshot displays the Teacher Connect Gradebook interface. At the top, there is a header bar with a dropdown menu set to 'MP1 (09/02/20 - 11/06/20)', a 'Help' button, a 'Save' button, and an 'Undo' button. Below the header is a table with columns: '2 (1x)', 'Homework 1 (1x)', 'Quiz 2 (1x)', and 'Quiz 1 (1x)'. The first row of data shows dates '09/15/2020' and scores '100' for each assignment. A context menu is open over the 'Homework 1 (1x)' column, showing options: 'Sort Ascending', 'Sort Descending', 'Columns', 'Hide Homework Already in Google Classroom (1x)', 'Show Only: Homework Already in Google Classroom (1x)', 'Edit Homework Already in Google Classroom (1x)', 'Delete Homework Already in Google Classroom (1x)', 'Edit Category', 'Import Homework Already in Google Classroom (1x) Scores', 'Publish', 'Erase All', 'Background Color', 'Text Color', 'Text Font', 'Link Google Classroom' (highlighted), 'Unlock', and 'Lock'. The table rows below the first one contain red exclamation marks in the 'Homework 1 (1x)', 'Quiz 2 (1x)', and 'Quiz 1 (1x)' columns, indicating errors or missing data.

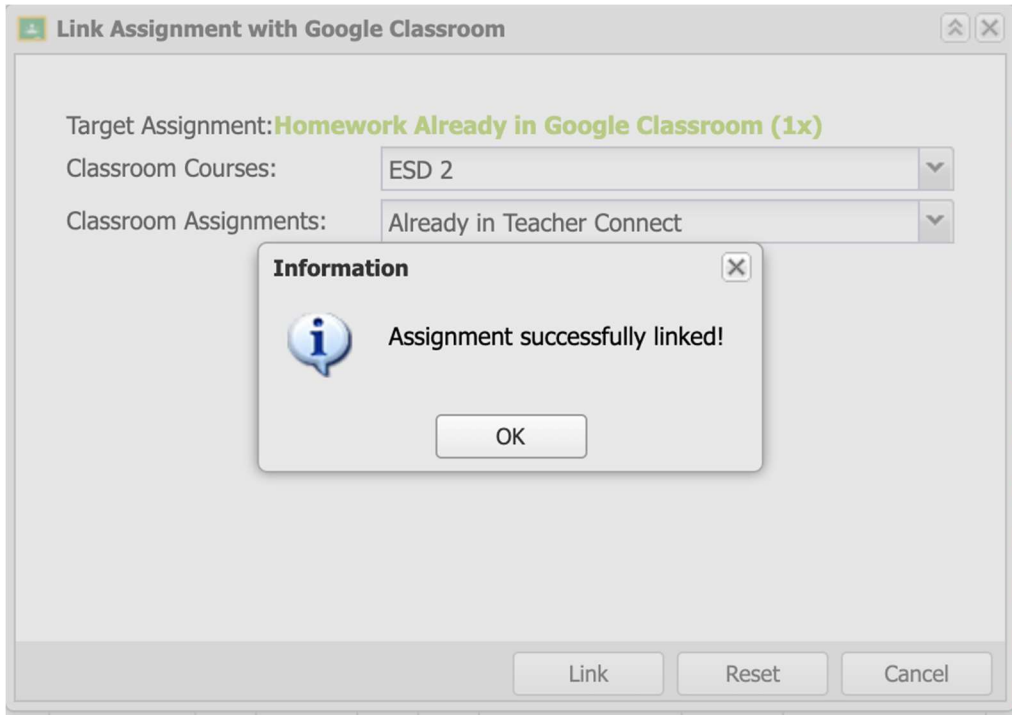
The Link Assignment with Google Classroom window opens. In the Classroom Courses dropdown, select the course from Google Classroom that the assignment was created in that you want to link with this assignment in Teacher Connect.



Select the assignment that you would like to link and press link



The assignment will link successfully:



When an assignment is linked with Google Classroom, the sync process will populate the score for the user. All edits to the assignment grades should be done in Google Classroom and will automatically populate when the assignment sync runs in Teacher Connect.

Indicators	LEP	Student ID	Shortcuts	(1x)	Quiz 2 (1x)	Quiz 1 (1x)	Homework Already in Google Classroom (1x)	Ken Test Assign	Homework (1.00)				
					09/15/2020 Quiz 100	09/15/2020 Quiz 100	09/16/2020 Homework 100	09/17/2020 Quiz 100 86.50 89.00 12.72	Avg.	Earned	Possible	Avg.	
		4623						100	0	0	0	100	1
		6472						This score is linked with Google Classroom.	0	0	0	100	1
		7184						100	0	0	0	100	1
		6898						100	0	0	0	100	1
		6731						80	0	0	0	80	8
		6747						90	0	0	0	90	9
		11490						88	0	0	0	88	8
		11040						75	0	0	0	75	7
		6173						60	0	0	0	60	6
		6766						100	0	0	0	100	1
		10307						100	0	0	0	100	1
		11282						100	0	0	0	100	1
		6779						100	0	0	0	100	1
		6782						75	0	0	0	75	7
		5491						80	0	0	0	80	8
		4923						85	0	0	0	85	8

Linking an assignment upon creation in Teacher Connect

Teacher Connect > Gradebook

From the Gradebook, select the Add Assignment button. From the add assignment screen, select the “Link to Classroom” button.

The 'Add Assignment' window contains the following fields and options:

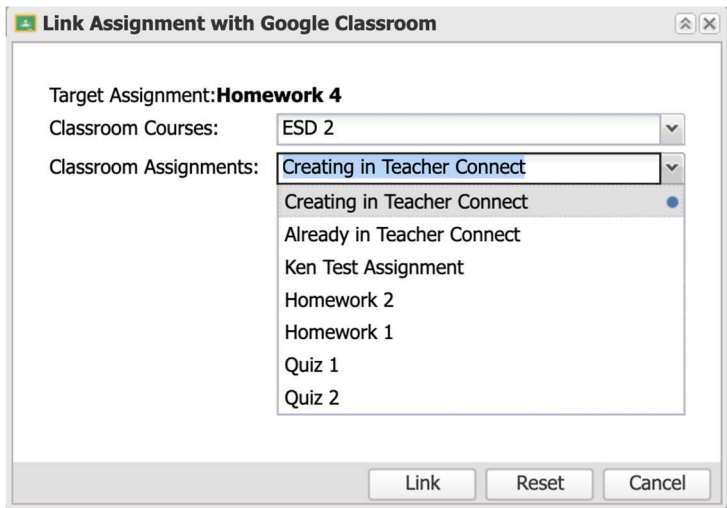
- Category: Homework
- Assignment: Homework 4 Linking to Google
- Max. Points: 100
- Bonus: 0
- Multiplier: 1
- Due Date: 09/16/2020
- Description: Tahoma (with rich text editor icons)
- Allow Comment: ☐
- Publish Date: 09/16/2020
- Publish on Portal: Assignment and Grade
- Display on Gradebook: ☒
- Color: (dropdown)
- Background Color: (dropdown)
- Font: ☐ Italic ☐ Bold ☐ Underline
- Exclude Students: (dropdown)
- Learning Standards: Add Learning Standard
- Buttons: Link to Classroom (highlighted with a blue arrow), Save, Save & Copy, Reset, Cancel

The Link Assignment with Google Classroom window opens. In the Classroom Courses dropdown, select the course from Google Classroom that the assignment was created in that you want to link with this new assignment in Teacher Connect.

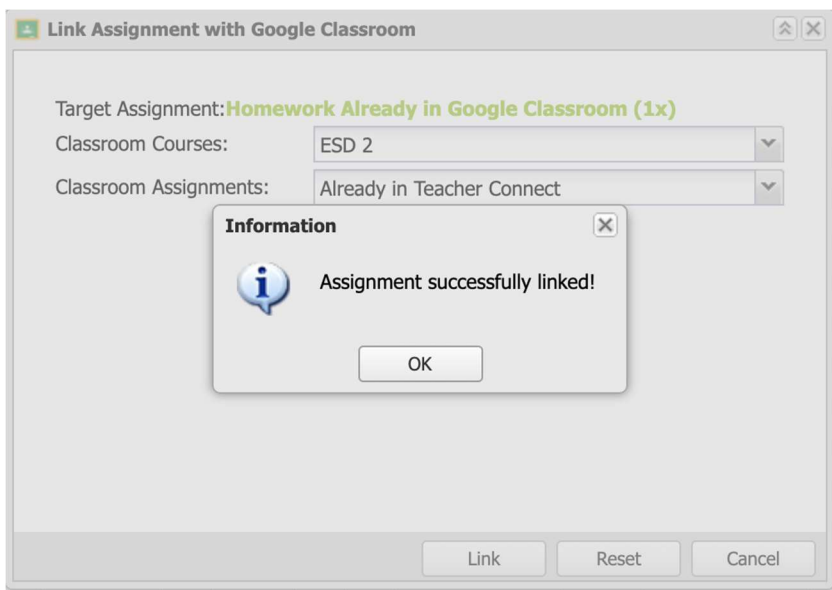
The 'Link Assignment with Google Classroom' window displays the following information:

- Target Assignment: Homework Already in Google Classroom (1x)
- Classroom Courses: Select a Course (dropdown menu)
- Classroom Assignments: A list of available assignments including ESD 2, ESD 1, IO Classroom, Test Class Rex 01, Test Class 03, Test Class 02, Test Class 01, Classroom Mark M. Test 3, Classroom Mark M. Test 2, ' OR '1'='1, Cardiology (with heart emojis), and QA Test 1 the best QA has ever seen who can counter this point nobody can counter this point (with heart emojis).
- Bottom section: A table with columns for icons, a location pin, and numerical values (0.00, 100.00, 0, 00, 75.00, 0).

Select the assignment that you would like to link and press link



The assignment will link successfully:



Creating Linked Assignments by importing from Google Classroom

Teacher Connect > Gradebook

From the Gradebook, click the Setup Button.

Gradebook - US HISTORY H (C0212) Section: 3 Period: 1 Room: 108 Teacher: Brian LaRosa

Classes: P: 1, US HISTORY H (C0212), S: 1,2, Days: A,B (3)

Current Advanced Entry Layout: Assignments Settings Category Assignment Setup Templates Report Excel Print Import

Name	Due	Category	Possible	Mean	Median	Standard Deviation	IEP	504	Indicators	LEP	Student ID	Shortcuts	RTI	Grad	PFA	MPA	Tar	Abs	% Present	CPMA
1. Jonuel Elizabeth Barresi											4623			9	100.00	100.00	0	0	100	
2. Erin Nelly Bryant											6472			9	100.00	100.00	0	0	100	
3. Armaan Elias Caamano											7184			9	100.00	100.00	0	0	100	
4. Aidan NULL Dominik											6898			9	100.00	100.00	0	0	100	
5. Douglas Leonel Esposito											6731			9	80.00	80.00	0	0	100	
6. Emily Marie Fernandez											6747			9	90.00	90.00	0	0	100	

From the Gradebook setup screen, select Import Assignments.

Gradebook - US HISTORY H (C0212) Section: 3 Period: 1 Room: 108 Teacher: Brian LaRosa

Classes: P: 1, US HISTORY H (C0212), S: 1,2, Days: A,B (3)

Tools: Copy Assignments Restore Assignments Un-Link Template Save As Template

Libraries: Templates Import Assignments

Categories: Add Category

Name	Weight	Grading
Homework	1	Averaging
Quiz	1	Averaging

Assignments:

Name
Homework 1
Homework 2
Homework Already in Google Classroom

From the Import Assignments window, select the category you want to import your assignments into, select the Google Classroom that the assignments reside in, and select the assignments you want to import. Please note that you can import multiple assignments from a Classroom, but you should **only select assignments that belong in the same category**.

Import Assignments from Google Classroom

Category: Homework

Classroom Courses: ESD 2

Classroom Assignments:

- Import Assignment 1
- Import Assignment 2
- Import Assignment 3
- Creating in Teacher Connect
- Already in Teacher Connect
- Ken Test Assignment
- Homework 2
- Homework 1
- Quiz 1
- Quiz 2

Press the import button and you will see the assignments are imported into the Gradebook setup screen.

Gradebook - US HISTORY H (C0212) Section: **3** Period: **1** Room: **108** Teacher: **Brian LaRosa**

Classes: P: 1, US HISTORY H (C0212), S: 1,2, Days: A,B (3) ▾ ✓ ▴

Tools

Copy Assignments
 Restore Assignments
 Un-Link Template
 Save As Template

Libraries

Templates
 Import Assignments

Categories ⌵

Add Category ▾

Name	Weight	Grading
Homework	1	Averaging
Quiz	1	Averaging

Assignments

	Name
	Homework 1
	Homework 2
	Homework Already in Google Classroom
	Import Assignment 1
	Import Assignment 2
	Import Assignment 3

Press Save and the return to the Gradebook to locate your linked assignments.

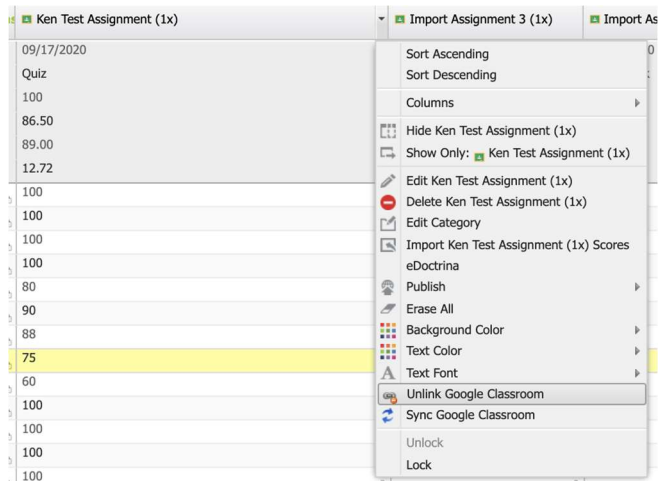
[illegible]

Unlinking Teacher Connect assignments from Google Classroom assignments

When an assignment in Teacher Connect is unlinked from an assignment in Google Classroom, then grade entry is enabled in Teacher Connect and the user can no longer sync grades with Google Classroom unless they link the assignment again. There are two ways to unlink a Teacher Connect assignment from Google Classroom.

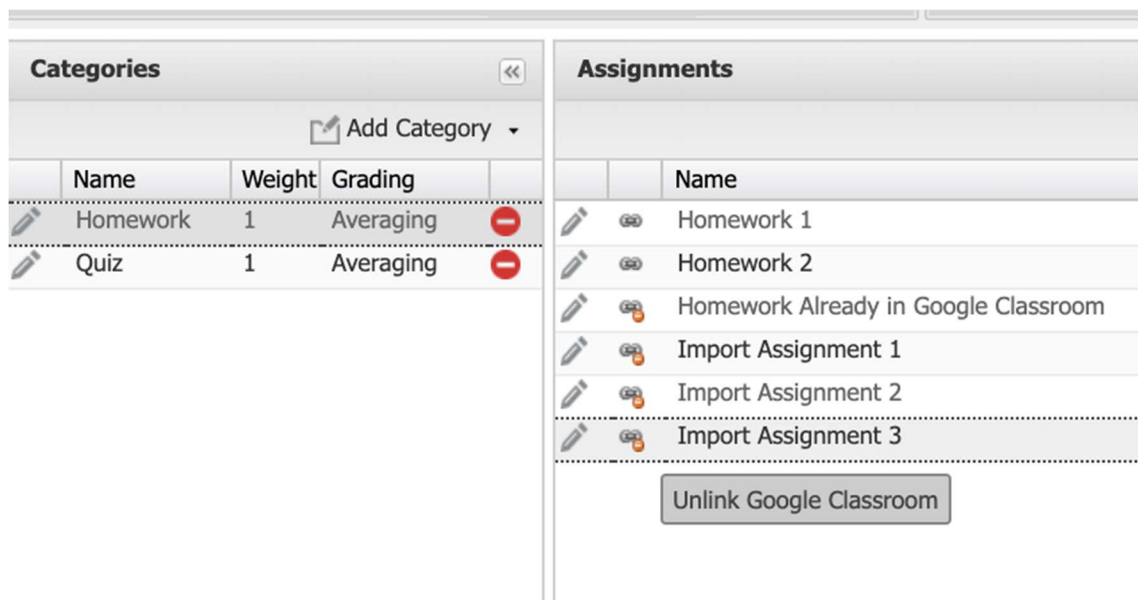
Teacher Connect > Gradebook

Click on the drop down on the right hand side of the assignment you want to unlink, then select “Unlink Google Classroom” from the available options.



Teacher Connect > Gradebook > Setup

From the Assignments area, select the icon directly to the left of the assignment name.

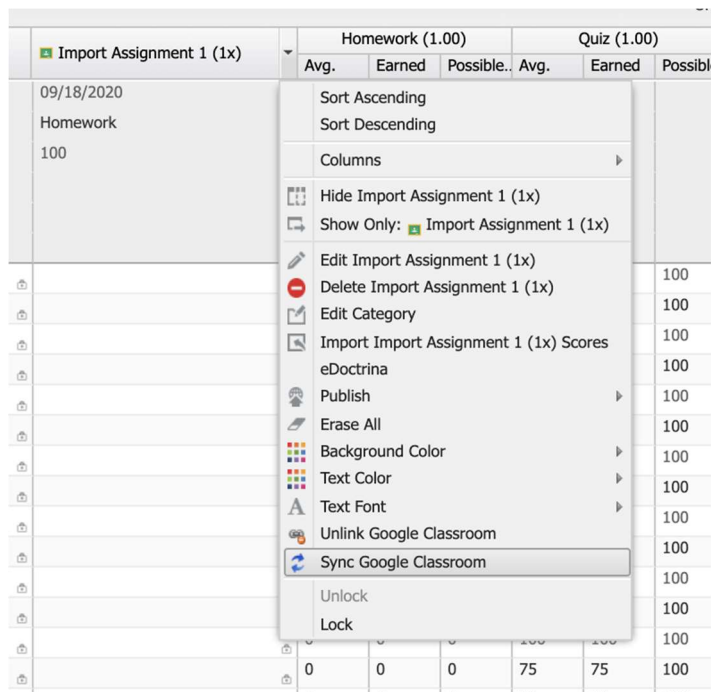


Syncing Assignments that have been linked to Google Classroom

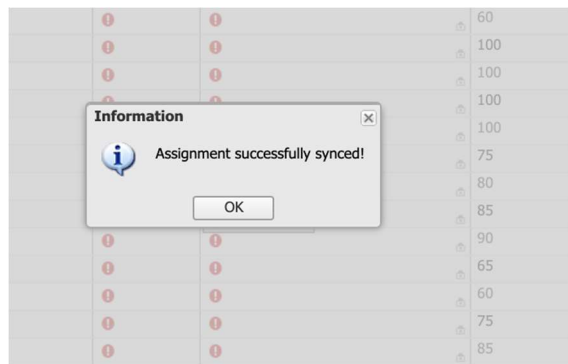
Once an assignment in Teacher Connect has been linked to an assignment in Google Classroom, then grades can be synced between the two gradebooks. When the grades are synced, the students' scores will automatically populate in Teacher Connect from Google Classroom.

Teacher Connect > Gradebook

Select the drop down on the right hand side of the assignment and select "Sync Google Classroom"



Select Ok from the Success Message



Review the scores in Teacher Connect and see they match the scores in Google Classroom

Import Assignment 1 (1x)	
09/18/2020	
Homework	
100	
86.15	
90.00	
11.38	
90	
80	
100	
95	
80	
100	
75	
70	
80	
90	
100	
90	
80	
70	
60	
65	
100	
95	
100	
80	
85	
90	

Reminder- Any grades in Google Classroom that are in “Draft” state will **NOT** sync with Teacher Connect.

Assigned		
✓	Alfa Student-QA	90 Draft
✓	Beta Student-QA	85/100 Draft
✓	Charlie Student-QA	70 Draft
✓	Delta Student-QA	100 Draft
✓	Echo Student-QA	95 Draft

Zulu Student-QA
Missing (See history)

NOTE: A nightly process called the Google Classroom Zap can be set up by your system administrator to automate the sync process. Any scores that have not been synced with Google Classroom, have been modified since the last sync, are linked to Google Classroom, and are not in draft state in Google Classroom will automatically be synced overnight when the Zap runs. Check with your system administrator to see if this process is set up on your system.